


ESTATE VENEER SERIES

COURSING DIAGRAM

Polycor provides timeless accents and durability to your residential or commercial project. Our natural stone veneers offer the perfect complement to your design vision and are available in three styles. We have a distinguished history, large inventory, and superior turnaround time. As a result, we are able to guarantee consistent veneers to fit your design needs.


COMMON APPLICATIONS



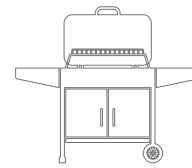
HEARTH & MANTEL



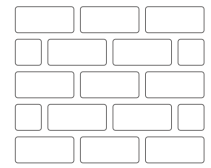
KITCHEN & BATHROOMS



EXTERIOR FACADES



OUTDOOR LIVING

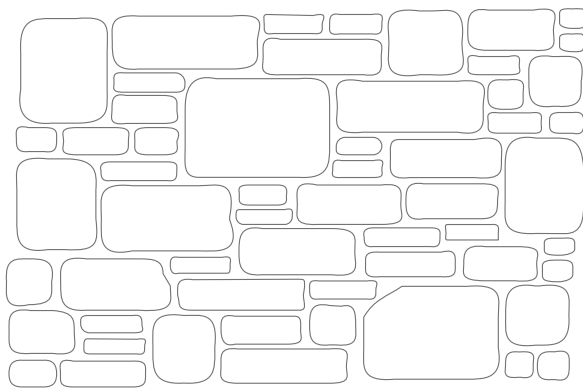


COLUMNS

COURSING OPTIONS

Ensure the perfect blend of stone for your project by mixing and matching veneers. These coursing styles can be accomplished with both thin and full-bed veneers. A mix of patterns shows creativity and depth, unique to your personal style.

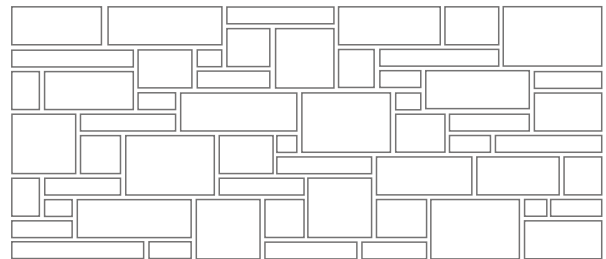
ROCKFORD ESTATE BLEND® RANDOM



- A. Random sized stones pattern
- B. Dimensions range from course heights of 2" to 12"
- C. Stone lengths vary from 4" to 20"

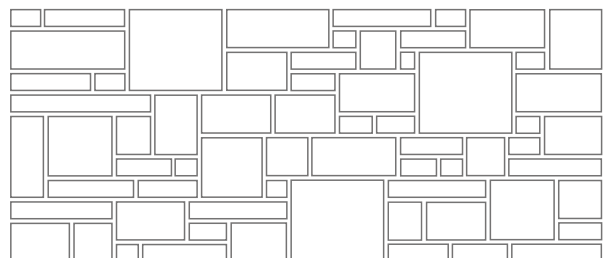
BERKSHIRE®

SEMI-DIMENSIONAL: ASHLAR 3-HEIGHT STANDARD



- A. Shown in heights ranging from 2 1/4" to 7 3/4"
- B. 15% - 2 1/4", 40% - 5", and 45% - 7 3/4"

SEMI-DIMENSIONAL: ASHLAR 4-HEIGHT STANDARD



- Shown in heights ranging from 2 1/4" to 10 1/2"
- 10% - 2 1/4", 35% - 5", 40% - 7 3/4", and 15% - 10 1/2"




ESTATE VENEER SERIES

COURSING DIAGRAM


VANDERBILT CLASSIC®

RUNNING BOND (4x24)




Pattern uses 3 $\frac{5}{8}$ " at 23 $\frac{5}{8}$ " length.

RUNNING BOND (8x24)




Pattern uses 7 $\frac{5}{8}$ " at 23 $\frac{5}{8}$ " length.

RUNNING BOND (12x24)




Pattern uses 11 $\frac{5}{8}$ " at 23 $\frac{5}{8}$ " length.

RUNNING BOND (16x24)



Pattern uses 15 $\frac{5}{8}$ " at 23 $\frac{5}{8}$ " length.

3-COURSE Running bond



Pattern uses 3 $\frac{5}{8}$ ", 7 $\frac{5}{8}$ ", 11 $\frac{5}{8}$ " at 23 $\frac{5}{8}$ " lengths.

WHY POLYCOR HARDSCAPES & MASONRY?

Stronger

Polycor owns over 55 quarries, and each block of stone in our inventory is as strong as the first one we pulled out of the earth over 100 years ago. Cast stone, on the other hand, is man-made and must be tested periodically throughout a large project to determine its strength.

Durable

Polycor's products are built to last, and no man-made building materials can compare. Our stone has demonstrated its durability at each opportunity. One look at any of the iconic structures built at the beginning of the 20th century is all the evidence we need to prove our lasting power.

Better Looking

Polycor stones naturally enhance the surrounding spaces in which they are installed, as they originate from the earth itself. Each one has a unique coloring and bold simplicity suited for any project. It doesn't matter if your building is more classic or modern, the Estate Veneer Series can complement every architectural style or building material.

TECHNICAL AND INSTALLATION GUIDES

For more detailed installation and technical information on our Estate Veneer Series visit: hardscapes.plycor.com/products/estate-veneer-series/

PRICING INFORMATION

For pricing inquiries of Polycor Estate Veneer Series, please contact your local dealer or a Polycor Regional Sales Manager at **812.287.7500**.