








TREADS

PRODUCT DATA SHEET



Natural stone treads add a luxury finish to standard steps. They are perfectly adapted to northern climates, widely sought after for their superior strength and durability.

Shape	Dimensions	Thickness
	12" X 48"	2"
	12" X 72"	2"
	12" X 96"	2"
	14" X 48"	2"
	14" X 72"	2"
	14" X 96"	2"

Granite and marble treads are true-to-size. Limestone is one inch longer to allow for field dressing

STONES





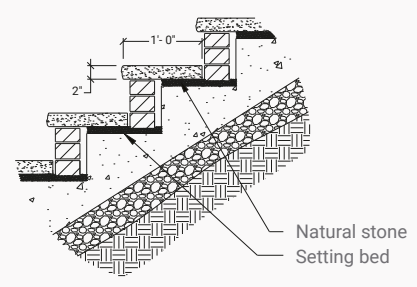
-  **INDIANA LIMESTONE - FULL COLOR BLEND™**
Smooth top, Split-face
-  **BETHEL WHITE®** granite
Thermal top, Split-face
-  **EASTERN GRAY™** granite
Thermal top, Split-face
-  **SAINT HENRY BLACK™** granite
Thermal top, Rock-face or Thermal top, Thermal face

DIAGRAM OF TREAD INSTALLATION



TREADS

PACKAGING INFORMATION

TREADS						
Products	Size	Thickness	Quantity per crate	Units per crate	Weight per crate (Lbs)	
					Limestone	Granite
1 ft. X 4 ft.	12" X 48"	2"	56 ln.ft	14	1,440	1,550 - 1,688
1 ft. X 6 ft.	12" X 72"	2"	84 ln.ft	14	2,160	2,320 - 2,510
1 ft. X 8 ft.	12" X 96"	2"	112 ln.ft	14	2,880	3,090 - 3,333
1.17 ft X 4 ft.	14" X 48"	2"	56 ln.ft	14	1,680	1,807 - 1,968
1.17 ft X 6 ft.	14" X 72"	2"	84 ln.ft	14	2,522	2,705 - 2,913
1.17 ft X 8 ft.	14" X 96"	2"	112 ln.ft	14	3,360	3,603 - 3,875