



Scan me for more info.



XL PAVERS

PRODUCT DATA SHEET






SAINT HENRY BLACK™ granite
XL pavers and pool coping

Available in two different sizes, our XL pavers are the perfect solution to enhance entrances, walkways, and patios. Providing straight, clean lines for a contemporary look, large pavers have a unifying effect, making any space feel larger.

Shape	Nominal Size	True Size	Thickness
	24" X 48"	23 5/8" X 47 5/8"	1 1/2"
	36" X 36"	35 5/8" X 35 5/8"	1 1/2"

STONES

-  **INDIANA LIMESTONE - FULL COLOR BLEND™**
Smooth*
-  **BETHEL WHITE®** granite
Thermal
-  **NEW** **CALEDONIA™** granite
Thermal

-  **EASTERN GRAY™** granite
Thermal
-  **SAINT HENRY BLACK™** granite
Thermal
-  **NEW** **GEORGIA MARBLE™ - PEARL GREY**
Sandblasted

*Cement-based damp proofing should be applied to the back and all unexposed sides of the pavers to protect the limestone from moisture and prevent staining

XL PAVERS

PACKAGING INFORMATION

THIN VENEER

Nominal Size	True Size	Thickness	Quantity per crate	Units per crate	Weight per crate (Lbs)		
					Limestone	Granite	Marble
24" X 48"	23 ⁵ / ₈ " X 47 ⁵ / ₈ "	1 1/2"	96 sq.ft	12	1,800	1,920 - 2,160	2,100
36" X 36"	35 ⁵ / ₈ " X 35 ⁵ / ₈ "	1 1/2"	117 sq.ft	12	2,025	2,160-2,423	2,355