



PATTERN PAVERS

PRODUCT DATA SHEET



Scan me for more info.



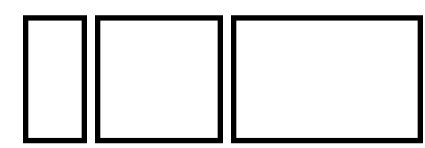
INDIANA LIMESTONE - FULL COLOR BLEND™
Limestone - Pattern pavers

Sold in sets with three different sizes, pattern pavers provide contractors with a wide array of design options. Simplify your design with pre-configured layouts.

PRE-PACKAGED 3-PIECE

Dimensions*	Thickness
12" x 24"	1 1/4" or 1 1/2"
24" x 24"	1 1/4" or 1 1/2"
24" x 36"	1 1/4" or 1 1/2"

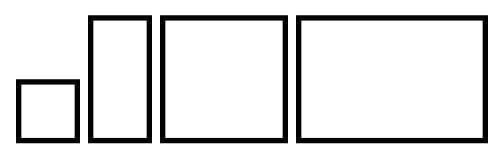
*All pavers are nominal cut (e.g. 12" x 24" is actually 11 5/8" x 23 5/8", etc.)
Ratio: 17% - 12" x 24", 33% - 24" x 24", 50% - 24" x 36".
Note: 1 1/4" thickness is not available for **INDIANA LIMESTONE - FULL COLOR BLEND™**.



PRE-PACKAGED 4-PIECE

Dimensions*	Thickness
12" x 12"	1 1/4" or 1 1/2"
12" x 24"	1 1/4" or 1 1/2"
24" x 24"	1 1/4" or 1 1/2"
24" x 36"	1 1/4" or 1 1/2"

*All pavers are nominal cut (e.g. 12" x 24" is actually 11 5/8" x 23 5/8", etc.)
Ratio: 11% - 12" x 12", 11% - 12" x 24", 44% - 24" x 24", 33% - 24" x 36".
Note: 1 1/4" thickness is not available for **INDIANA LIMESTONE - FULL COLOR BLEND™**.



STONES

- INDIANA LIMESTONE - FULL COLOR BLEND™***
Limestone - Smooth, Antique, Bush-hammered, or Sandblasted
- ALGONQUIN™ FLEURI NEW**
Limestone - Sandblasted
- ALGONQUIN™ LINEAR NEW**
Limestone - Sandblasted

- GEORGIA MARBLE™ PEARL GREY™**
Marble - Sandblasted
- GEORGIA MARBLE™ WHITE CHEROKEE™**
Marble - Sandblasted

*Note: Cement-based damp-proofing should be applied to the back and all unexposed sides of the pavers to protect the limestone from moisture and prevent staining.

PATTERN PAVERS

PACKAGING INFORMATION

1 1/4" OR 1 1/2" PATTERN PAVER						
Products	Size	Thickness	Quantity per crate	Units per crate	Weight per crate (Lbs)	
					Limestone	Marble
Pre-packaged 3-height 12" x 24" 24" x 24" 24" x 36"	17% 11 5/8" x 23 5/8" 33% 23 5/8" x 23 5/8" 50% 23 5/8" x 35 5/8"	1 1/4" or 1 1/2"	144 sq.ft.	36	2,144	2,513
Pre-packaged 4-height 12" x 12" 12" x 24" 24" x 24" 24" x 36"	11% 11 5/8" x 11 5/8" 11% 11 5/8" x 23 5/8" 45% 23 5/8" x 23 5/8" 33% 23 5/8" x 35 5/8"	1 1/4" or 1 1/2"	108 sq.ft.	36	1,615	1,891