



POLYCOR
NATURAL STONE

NATURAL STONE PAVER SIZES

A VISUAL GUIDE



4	Introduction
6	Standard Pavers
8	XL Pavers
10	Pattern Pavers
12	Rectangular Pavers for Walkway

14 **Application Guide**

16	Patios & Outdoor Living
18	Pool Surrounds
20	Walkways & Garden Paths

22	Stone Selection
24	The Polycor Difference





PAVING WITH PRECISION

PAVER DIMENSIONS FOR PERFECT OUTDOOR SPACES

Natural stone pavers offer unmatched beauty, durability, and versatility for any outdoor space. The size you choose not only affects the aesthetic of your project but also impacts installation time, visual flow, and the overall feel of your outdoor living area. From intimate garden paths to expansive pool surrounds, Polycor's range of paver sizes provides endless design possibilities.

STANDARD PAVERS

Standard-sized pavers form the foundation of classic outdoor designs. Their versatile dimensions allow for numerous pattern configurations. All pavers are nominal cut (e.g., 12"x24" is actually 11⁵/₈"x23⁵/₈"), allowing for precise joint spacing during installation.

SIZES INCLUDE:

- 12" x 12"
- 12" x 18"
- 12" x 24"
- 12" x 36"
- 18" x 18"
- 18" x 24"
- 18" x 30"
- 18" x 36"
- 24" x 24"
- 24" x 30"
- 24" x 36"

Standard pavers provide timeless elegance with their balanced proportions. Perfect for creating classic running bond or herringbone patterns. Available in two thickness options (¾" or 1¼") to accommodate different traffic requirements and installation methods.




XL PAVERS

Make a bold, contemporary statement with our extra-large paver formats. Fewer joint lines create a seamless appearance that makes spaces feel larger and more open. Installation of XL pavers can be up to 67% faster than standard pavers due to their larger coverage area, with up to 75% fewer joints than conventional paving, minimizing weed growth and maintenance requirements.

SIZES INCLUDE:

- 24" x 48"
- 36" x 36"

A single XL paver can cover as much as nine square feet at a time. Larger, lighter, and stronger than concrete. Despite their impressive size, XL pavers maintain dimensional tolerances to the 1/16th of an inch for precise installation, with virtually no expansion or contraction that would affect joint integrity.



PATTERN PAVERS

Create visual interest with our pre-packaged pattern combinations. These coordinated sets simplify design decisions while creating stunning, dynamic surfaces. Each pattern features calculated ratios for optimal visual balance, creating a natural-looking randomness that's actually carefully engineered.



PRE-PACKAGED 3-PIECE PATTERN:

- 12" x 24"
- 24" x 24"
- 24" x 36"

PRE-PACKAGED 4-PIECE PATTERN:

- 12" x 12"
- 12" x 24"
- 24" x 24"
- 24" x 36"



RECTANGULAR PAVERS FOR WALKWAYS

Guide visitors through your landscape with elegant rectangular pavers that create natural pathways through gardens and outdoor spaces. The variety of sizes enables more efficient coverage with less waste, as pieces can be strategically combined to fit various spaces.



POPULAR WALKWAY SIZES:

- 12" x 24"
- 18" x 36"
- 24" x 36"






APPLICATION GUIDE



PATIOS & OUTDOOR LIVING

For gathering spaces where furniture will be placed, larger formats create stable, even surfaces with fewer joint lines. XL pavers and pattern combinations provide visual interest while maintaining comfort underfoot. Larger pavers require significantly less joint material, reducing overall installation costs while providing exceptional load-bearing capacity.



POOL SURROUNDS

Choose paver sizes based on the shape of your pool and surrounding area. Larger pavers minimize joints where water can collect, while standard sizes offer flexibility for curved edges. The thermal mass properties of different sizes impact how quickly they cool down after sun exposure—larger sizes retain heat longer, which is an important consideration for barefoot comfort around pools.



WALKWAYS & GARDEN PATHS

Rectangular pavers create directional flow through gardens and landscapes. Consider narrower widths for intimate garden paths and wider formats for main walkways. The weight-to-coverage ratio of larger pavers makes them surprisingly efficient for labor costs despite their size, allowing for quicker installation of longer pathways.



STONE SELECTION

Paver sizes vary by stone type, with each of our North American quarried stones available in specific dimensions:

LIMESTONE




INDIANA LIMESTONE -
FULL COLOR BLEND™



INDIANA LIMESTONE -
FOSSIL BEIGE™

MARBLE



GEORGIA MARBLE™ - PEARL GREY™




GEORGIA MARBLE™ - WHITE CHEROKEE™


GRANITE



CALEDONIA™




WOODBURY GRAY™



KODAK BROWN™



PICASSO™



SAINT HENRY BLACK™



STANSTEAD GREY™

*Not all sizes are available in every stone type. For specific availability and to determine which paver dimensions are offered in your preferred stone, please contact your local dealer or Polycor representative.



THE POLYCOR DIFFERENCE

At Polycor, we own our quarries and control the entire production process from extraction to fabrication. This ensures exceptional quality, consistent sizing, and reliable availability for your project.

Our pavers are manufactured to exacting standards and tolerances, with gauged thickness and precision-cut edges that make installation easier and results more beautiful.



Polycor Inc. products are natural. Subtle variations in color and texture do occur and are part of what makes natural stone unique and attractive. We cannot guarantee an exact match to any of the photographic images contained in this document. Polycor Inc.'s continuing attention to product improvement requires that product specifications, technical information, and availability are subject to change without notice. © 2025 Polycor Inc. All Rights Reserved.